



DOORS & WINDOWS




STEEL SECURITY STORM DOORS

Welcome Home


THE CLASSIC SERIES




A0 PLAIN BAR




A1 SENTINEL




A2 SENTRY



A3 SOUTHERN OAK



A21 CAMILLE




A31 ACORN




B4 BIRD OF PARADISE




B5 GUARDIAN




B6 SPANISH LACE




B42 QUADRAFLIGHT



B82 SERENITY



C4 GRAND BIRD




C6 GRAND PADRE


THE CLASSIC SERIES




C7 GRAND FOILLAGE




C8 GRAND OAK




D7 HOOSIER OAK




F4 NIGHT WATCH




F6 GATEKEEPER



F48 PROTECTOR

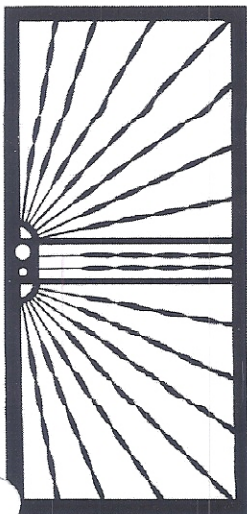


H4 SEASON-ALL

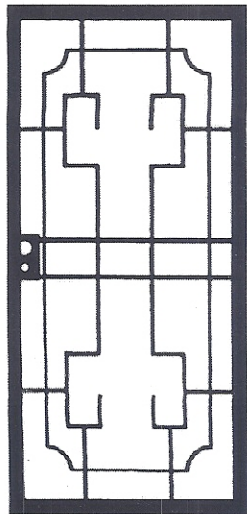


H6 AVON


All Doors Pictured Are Scaled 36" X 80". Other Sizes Will Alter Door Style's Appearance.




H9 SOLAR VIEW




H10 EASTERN FLAIR



H20 NEW YORKER




M02 FUTURA



M05 ORIENT

THE CLASSIC SERIES



M07 GEOMETRIC




M08 AVANTE




P4 GRAND ENTRANCE




P7 OAKEN FRAME




P8 NATCHEZ



P9 FRENCH QUARTER




K1 LAKEVIEW




K2 CHIPPENDALE

CLASSIC SERIES LOCK OPTIONS



Universal Lock

This option includes double cylinder deadbolt and keyed knob set. Available in polished brass standard or optional antique brass.



Super Security UniLock

Complete with 1" throw deadbolt and day latch feature to lock from outside while still being able to open from inside. Available in polished brass, antique brass or brushed chrome.



Super Security UniLock/Lever Set


Same features as Super Security Uni-Lock with elegant solid brass levers. Available in polished brass, antique brass or brushed chrome.




Brass Slimline Lever Set

Featuring a double cylinder deadbolt. Inside thumb turn optional. Available in polished brass, antique brass or brushed chrome.


THE DECORATOR SERIES



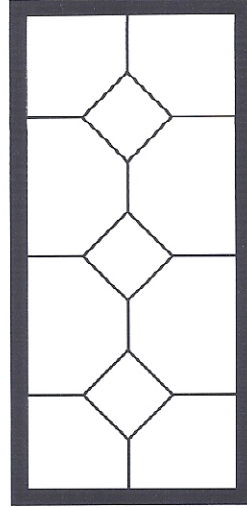
V0 ALL VIEW



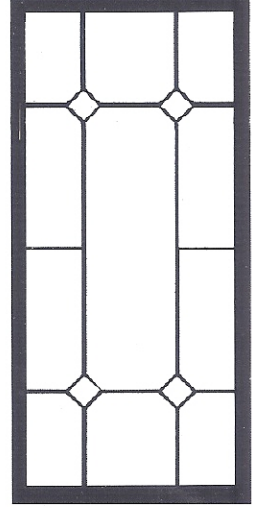
V1 SCENIC VIEW



V2 SUNSHINE




V3 DIAMONDHEAD




V4 MANCHESTER

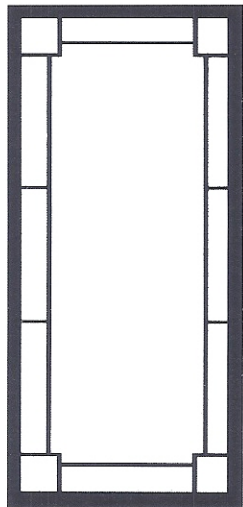
All Decorator Doors are complete with full glass and screen and include brass finish slimline lock (antique brass and brushed aluminum finishes optional).




V7 PEACEHAVEN




V8 CAMBRIDGE



V9 DEVONSHIRE




V15 LITE



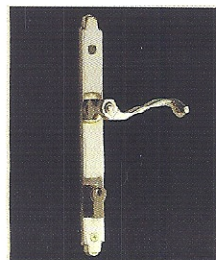
V19 MALIBU

ALL DOORS PICTURED ARE SCALED 36" X 80". OTHER SIZES WILL ALTER DOOR STYLE'S APPEARANCE.

The Decorator series is a great way to maximize your view and still have the strength and structure of a 16 gauge steel door. With the decorator series you can add new architectural charm to your home or choose a V-O All-View for the absolute maximum amount of glass you can receive on any storm door. Because the Decorator series is constructed from heavy gauge steel tubing it is now possible to create a frame much more narrow than any other door and still provide incredible strength.



Cutaway view of our 16 gauge steel tube frame



Decorator Series doors include a Double Cylinder Brass Slimline Lock




(V1 Scenic View pictured with optional sidelites)




THE STUDIO COLLECTION

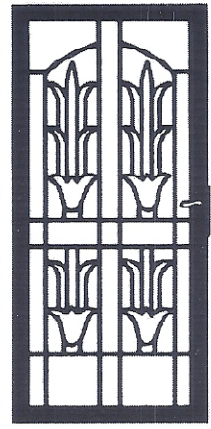
We offer the Studio Collection for the discriminating homeowner who appreciates having the absolute best. Featuring timeless designs copyrighted by Home Guard, these doors include full view tempered glass and screen panel as well as a solid brass European slimline lock. Aluminum glass framing insures long life while the 3" heavy steel master frame provides the maximum security for your home.




G1 WILMINGTON




G2 STRATFORD




G3 TULIP




G4 MADISON




G5 MANHATTAN




G6 CENTURION



G7 MADRID




G8 DECO



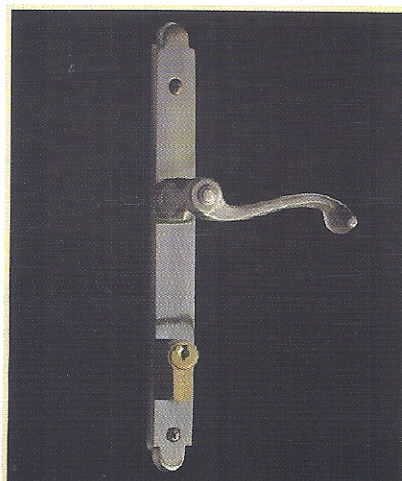
G10 PARK AVENUE

Studio Collection Lock Options


No Studio Collection door would be complete without the European Slimline Lock with double cylinder deadbolt lock. (Finish options are pictured below.) Due to the style of these doors, matching sidelites are not available.



SOLID BRIGHT BRASS
(STANDARD)




ANTIQUÉ BRASS



BRUSHED CHROME

THE
HGI
 ADVANTAGE

Features Standard to All Home Guard Security Storm Doors.




Solid Construction

Cutaway of door panel demonstrates 16 gauge steel tube frame welded to 11 gauge lasercut steel decorative panel for a lifetime of security and beauty.



Tempered Safety Glass

Features powdercoated aluminum frame and bulb seal for airtight weatherproofing.




Fiberglass Mesh Screen

Durable screen for ventilation and protection from unwanted pests.




Door Frame

Heavy gauge metal door frame features high pile weather-stripping for an improved seal and high security.



Steel Vault Pin

Hardened steel vault pin that closes into 16 gauge door frame to virtually eliminate forced entry through hinge side of door.



7" Forged Hinge

Three heavy-duty, powdercoated hinges feature brass knuckles and are non-removeable for added security.



Door Closer

High-strength pneumatic door operator for years of trouble-free operation.



Powdercoat Finish

The ultimate metal coating. All doors have been pre-treated in a five stage wash system and top coated with a high-quality, baked-on, TGIC polyester powdercoat finish.

Beauty and the Beast

This Park Avenue Security Door (G10, Studio Collection) easily supported our 5300 lb. pickup truck hoisted 40 feet into the air. We then installed it on a home where it operates perfectly to this day.

We manufacture every **HOME GUARD®** door one at a time, each with this kind of craftsmanship.

We invite you to see how one performs on your home.



NEW DIMENSIONS

Lasercut Steel Security Storm Doors

Make a statement with your doorways while protecting your home and family with these beautiful Steel Security Storm Doors from the leader in home security doors. By combining art-carved metal sheets with heavy-gauge steel tubing, the result is unique beauty, superior insulation and increased security.



FIREBURST



CORINTHIAN




WATERFORD




AVALON




PHOENIX



HARBOR LIGHT



BORDEAUX



OVAL




CONTINENTAL



Cutaway of door panel demonstrates 16 gauge steel tube frame welded to 11 gauge lasercut steel decorative panel for a lifetime of security and beauty.

Brass Slimline Lockset features a double cylinder deadbolt. Inside thumb turn optional. Available in Bright Brass standard (Optional: Antique Brass and Brushed Chrome).



LIBERTY

10 Steps to the Industry's Finest Steel Security Storm Door

1




We begin with furniture grade 16 gauge hot rolled steel and cut to precision lengths for assembly.

2



The steel is then skillfully punched, drilled, rolled and twisted to create intricate and unique designs.

3




All mitred corners and each steel joint is welded at over 1000 degrees to form a solid piece of steel for structural integrity.

4



After welding, grinders hand smooth each weld with three different types of abrasives until the joints are silvery smooth.

5



Each door then enters a five stage wash system where they are degreased, rinsed, phosphated and sealed prior to powder coating.

6



Every door is then grounded to create a magnetic charge to attract and hold the polyester powder coating until it reaches the oven.

7



In the oven all doors are heated to 425 degrees for a period of twenty minutes to fuse the powder with the metal surface.

8



Once out of the oven and cooled, each door is closely inspected before moving to final assembly.

9



In final assembly the doors are outfitted with custom hardware, glass, screens and frames, then re-inspected for quality assurance.

10



When doors have passed final inspection they are cartoned, wrapped and loaded onto the Home Guard fleet for delivery to our customers.



A Beautiful, Durable Powder Coat Finish is Standard on All Home Guard Steel Security Storm Doors.



POWDERCOAT is the ultimate metal coating. All doors are pre-treated in a five stage wash system and then top coated with a high-quality, baked-on, TGIC polyester powdercoat finish. Pick the color that best suits your home and style.


SECURITY DOOR COLOR OPTIONS



*Note: Color samples will vary from the actual finishes due to the limitations of the printing process. See your sales representative for an actual sample of painted finishes. *Denotes Textured Finish*

Steel Security Storm Door Collar

HGI's Steel Security Storm Door Collar provides unparalleled security by preventing access to the deadbolt.



- Attaches under deadbolt
- No assembly required
- Fits all residential deadbolts
- Closes against entry door to prevent deadbolt operation
- Great for multi-family
- Fire code compliant
- Allow egress without key


SECURITY DOOR OPTIONS & ENHANCEMENTS



Available Break-In Warranty guarantees your protection with a Home Guard Steel Security Storm Door.



Sidelites make a beautiful addition to any door. All sidelites are built with a keyed lock for removal. Optional weatherstripped tempered glass panels available.



Mail and Magazine Slots keep your mail secure and dry. (Available in polished brass, antique brass and satin nickel.)



We are the industry leader in specialized doors including roundtops, cathedral tops, archtops, odd sizes and custom doors.

All doors are available in double door systems. Double doors provide a locking system on primary door and a locking head and footbolt on secondary door.



Specialty locks and finishes enhance both beauty and security of your Steel Security Storm Door.



Many styles offer a universal lock prep to match hardware to your Home Guard Industries, Inc. Steel Security Door.





OLD WORLD CRAFTSMANSHIP MEETS MODERN TECHNOLOGY



HOME GUARD Industries' modern, 170,000 sq. ft. manufacturing facility is located on 22 acres right in the heart of the small community of Grabill, Indiana. Grabill is a quaint town of 900 residents, supported by antique and custom cabinet shops. The surrounding area has been farmed by generations of Amish families, well known for their detail and craftsmanship. The Grabill location provides HOME GUARD with the perfect atmosphere to produce custom window and door products with uncompromising efficiency, speed and quality.

Authorized Distributor:

Hired Perfectionist™

uhlmann inc.
HOME IMPROVEMENT

- Replacement Windows • Storm Windows & Doors
- Awnings • Bows and Bays • Garden Windows
- Patio Doors • Steel/Fiberglass Entry Doors
- Glass Block Windows • Sun Setter Awnings • Roofs

(773) 238-1829



© 2012 HOME GUARD® Industries, Inc. • Grabill, Indiana
www.home-guard.net

